


CAN Module for PCI Compatible Computers



- Interfaces CAN with PCI bus
- Uses the Philips SJA1000 controller chip
- Compatible PCA82C200 mode
- 64-byte FIFO receive buffer

- CAN 2.0B protocol compatibility
- Supports both 11-bit and 29-bit identifiers
- Interfaces with both CANopen and DeviceNet layers
- 5 V or 3.3 V bus operation
- Data rates up to 1 Mbps
- Drivers are available for Windows® 98/ME/2000/XP
- 16 MHz clock frequency
- CE Mark
- RoHS

PRODUCT OVERVIEW

Controller Area Network (CAN) is applied as an embedded communication system for intelligent devices in factories, medical equipment and even as an internal bus. So transmitting high-speed CAN data into a desktop PC is sometimes necessary for programmers, project engineers and diagnostic technicians.

The CANPCI adapter, both cost-effective and versatile, is designed for either 5 V or 3.3 V bus operation for PCI compatible computers. The CANPCI adapter supports 8-bit transfers and takes advantage of the high-speed PCI bus for high data transfer speed.

This design is based on the ever-popular Philips SJA1000 CAN stand-alone controller chip, which is employed in both automotive and industrial applications. The SJA1000 affords more benefits than its predecessor, the 82C200. It can operate in the BasicCAN mode — or PeliCAN mode, which supports the CAN 2.0B specification with 29-bit identifiers.

The SJA1000 operates from a 16 MHz clock and features a larger receive buffer and better acceptance-filtering. Data rates are possible up to 1 Mbps.

The PeliCAN mode is equipped with various features: error counters with read/write access; programmable error warning limit; last error code register; error interrupt for each CAN-bus error; arbitration lost interrupt with detailed bit position; single-shot transmission (no retransmission); listen-only mode (no acknowledge, no active error flags); acceptance-filter extension (4-byte mask); and reception of “own” messages (self-reception request).

The CANPCI is available in two models: the **CANPCI-DN** incorporates the DeviceNet physical layer, whereas the **CANPCI-CO** provides a CANopen physical layer.

Optically-isolated transceivers offer reverse-voltage and short-circuit protection for both the **CANPCI-DN** (implementing the DeviceNet 5-position, open-style connector) and the **CANPCI-CO** (implementing the CANopen DB-9 connector).

Specifications

Environmental

Operating temperature	0°C to +60°C
Storage temperature	-40°C to +85°C
Humidity	10% to 95%, non-condensing

Power requirements

100 mA @ 5 V or 150 mA @ 3.3 V

Functionality

Data rate	Up to 1 Mbps
Dimensions	4.72" x 2.52" (120 mm x 64 mm)
Connectors	DB-9 male connector is provided with the CANPCI-CO and 5-position, open-style male connector with screw terminals is provided with the CANPCI-DN
Shipping weight	1 lb. (0.45 kg)
I/O mapping	SJA1000 occupies 128 bytes

Compliance

CANopen	CiA DRP 303-1
DeviceNet	Release 2.0
PCI	PCI r2.2 compliant

Regulatory Compliance

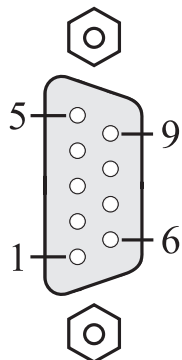
CE Mark; CFR 47, Part 15 Class A

Electromagnetic Compatibility

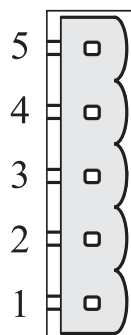
Standard	Test Method	Description	Test Levels
EN 55024	EN 61000-4-2	Electrostatic Discharge	6 kV Contact
EN 55024	EN 61000-4-3	Radiated Immunity	10 V/m, 80 MHz to 1 GHz
EN 55024	EN 61000-4-4	Fast Transient Burst	1 kV Clamp & 2 kV Direct
EN 55024	EN 61000-4-5	Voltage Surge	1 kV L-L & 2 kV L-Earth
EN 55024	EN 61000-4-6	Conducted Immunity	10 Volts (rms)
EN 55024	EN 61000-4-11	Voltage Dips & Interruptions	1 Line Cycle, 1 to 5 s @ 100% dip
EN 55022	CISPR 22	Radiated Emissions	Class A
EN 55022	CISPR 22	Conducted Emissions	Class B
CFR 47, Part 15	ANSI C63.4	Radiated Emissions	Class A

Connector Diagrams

CANPCI-CO



CANPCI-DN



Connector Pin Assignments

Function	CANPCI-CO	CANPCI-DN
V-	3, 6	1
CAN_L	2	2
Drain	5	3
CAN_H	7	4
V+	9	5
Not Used	1, 4, 8	—

Ordering Information

Model	Description
CANPCI-CO	CANPCI CANopen Module
CANPCI-DN	CANPCI DeviceNet Module

Contemporary Controls, ARC Control, ARC DETECT, EXTEND-A-BUS and CTRLink are registered trademarks or trademarks of Contemporary Control Systems, Inc. Specifications are subject to change without notice. Other product names may be trademarks or registered trademarks of their respective companies.

© Copyright 2007 Contemporary Control Systems, Inc.

CONTEMPORARY CONTROLS[®]
www.ccontrols.com

Contemporary Control Systems, Inc.
2431 Curtiss Street
Downers Grove, Illinois 60515 USA

Telephone (630) 963-7070
Fax (630) 963-0109