



EIS Ethernet Switch — UL 864 Compliant For Fire Alarm Systems

All Ethernet Interconnect Switch models offer UL 864 compliance as Component Control Units and Accessories for Fire Alarm Systems.

The EIS8-100T offers eight ports for twisted-pair cabling. If greater distance or galvanic isolation is required, three models offer two fibre ports to accommodate a fibre backbone and four twisted-pair ports for local drops. Both the EIS6-100T/FC and the EIS6-100T/FT use multimode fibre. The EIS6-100T/FCS uses single-mode fibre.

Each twisted-pair port automatically optimises its data rate to 10 Mbps or 100 Mbps. The data rate of fibre ports is fixed at 100 Mbps. Each port negotiates flow control with the PAUSE function for full-duplex links and the backpressure scheme for half-duplex links.

The switch front-panel features LEDs for link status, port activity, and data rate of each port. All units operate from low-voltage AC or DC power and are DIN-rail or panel mountable.

Plug-and-Play Functionality

- Auto-negotiated data rate, duplex, flow control, and cabling, on copper ports
- 10BASE-T/100BASE-TX/100BASE-FX compliant
- Full- or half-duplex operation on copper ports

Standards Compliant

- UL 864 10th Ed. Recognized Component — Control Units and Accessories for Fire Alarm Systems
- UL 508 Listed, Industrial Control Equipment
- C-UL Listed, CSA 22.2 No. 14-M91, Industrial Control Equipment
- CE Mark
- RoHS compliant
- Industrial environment EMC compatible



CTRLink®

Underwriters Laboratories 864 Recognized Component

Contemporary Controls has recently re-qualified the EIS Series to comply with *UL 864 Control Units and Accessories for Fire Alarm Systems 10th Edition*. All new fire alarm and smoke control systems being installed claiming UL 864 compliance must comply with this latest edition.

The UL recognized component mark is rarely seen by the customer but is often part of a larger end-product that is UL Listed by the fire alarm system supplier. For an end-product to be listed, UL tests the product to determine that it meets the requirements UL's published Standards of Safety. A UL-recognized component has already been tested to comply with UL's component safety standards — streamlining the qualification process for the end-product.

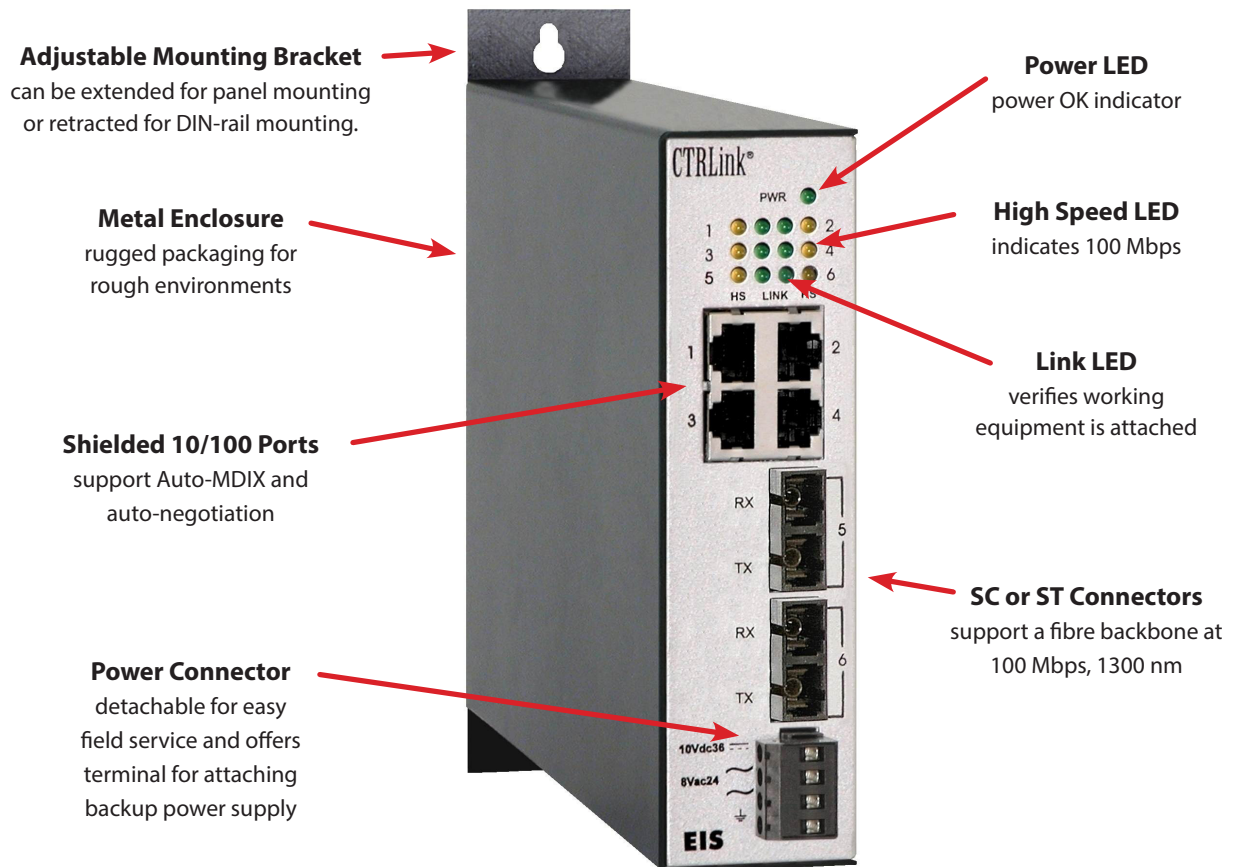
To specify the EIS Ethernet switch for use in a system, a fire alarm system supplier needs no additional testing on this component. Several fire alarm and security firms have specified the EIS series as part of their system — thereby improving their time-to-market.

Components that bear the UL Recognized Component mark are separately covered under UL's Follow-Up

Surveillance program to ensure continued compliance and prevent unpleasant surprises when an end-product is inspected.

UL 864 10th Edition governs safety of fire alarm systems and equipment in accordance with these standards:

- NFPA 12, Carbon Dioxide Extinguishing Systems
- NFPA 12A, Halon 1301 Fire Extinguishing Systems
- NFPA 13, Installation of Sprinkler Systems
- NFPA 15, Water Spray Fixed Systems for Fire Protection
- NFPA 16, Installation of Foam-Water Sprinkler and Foam-Water Spray Systems
- NFPA 17, Dry Chemical Extinguishing Systems
- NFPA 17A, Wet Chemical Extinguishing Systems
- NFPA 70, National Electrical Code
- NFPA 72, National Fire Alarm Code
- NFPA 92A, Recommended Practice for Smoke-Control Systems
- NFPA 92B, Guide for Smoke Management Systems in Malls, Atria, and Large Areas
- NFPA 2001, Clean Agent Fire Extinguishing Systems.



Specifications

Power Requirements

EIS8-100T: 10–36 VDC 6 W or 8–24 VAC 6 VA 47–63 Hz
 Fibre models: 10–36 VDC 10 W or 8–24 VAC 10 VA 47–63 Hz

Operating Temperature

0°C to 60°C

Storage Temperature

–40°C to 85°C

Relative Humidity

10–95%, non-condensing

Protection

IP30

Mounting

TS-35 DIN-rail or panel mounting via extendable brackets

Shipping Weight

1 lb (0.45 kg)

Ethernet Communications

IEEE 802.3 10/100 Mbps data rate
 10BASE-T and 100BASE-TX using RJ-45 connectors, 100 m (max)
 100BASE-FX multimode using SC or ST connectors, 2 km (max)
 100BASE-FX single-mode using SC connectors, 15 km (max)

LEDs

Power Green = power OK
 Link Green = communication established (flashing = activity)
 HS Yellow = 100 Mbps communication in progress

Regulatory Compliance

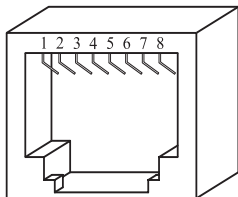
UL 864 10th Ed. Recognized Component,
 Control Units and Accessories for Fire Alarm Systems
 ULC-S527-11 Control Units for Fire Alarm Systems
 UL 508 Industrial Control Equipment
 CE Mark; CFR 47, Part 15 Class A; RoHS;



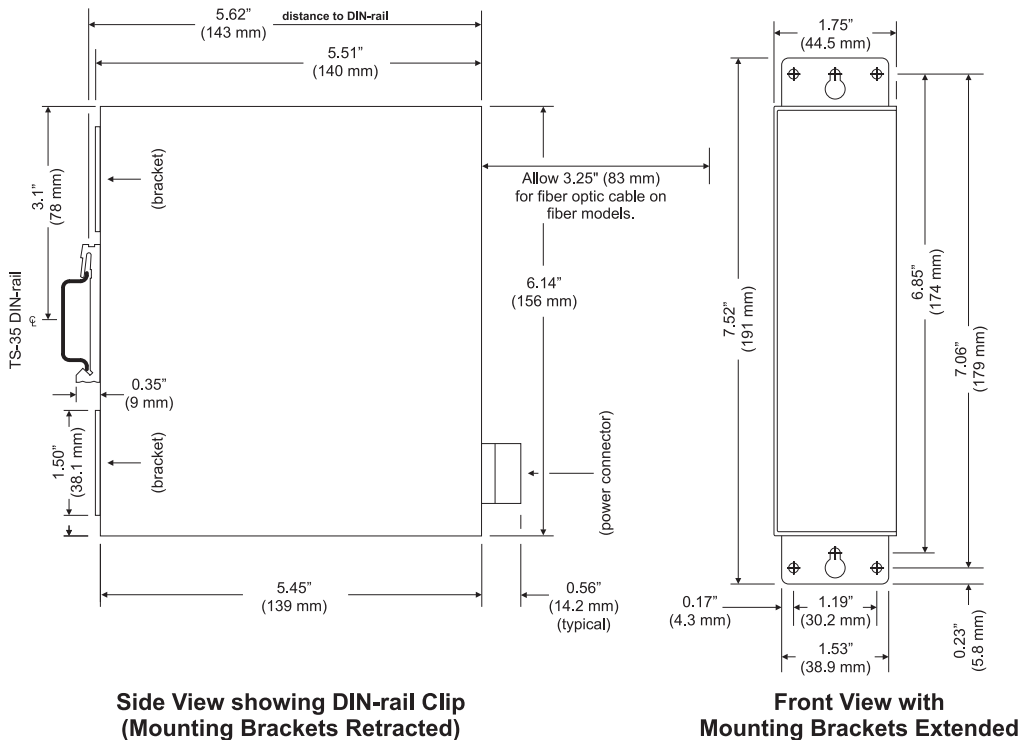
RJ-45 Connector Pin Assignments

Pin	Function
1	TD+
2	TD-
3	RD+
4	N/C
5	N/C
6	RD-
7	N/C
8	N/C

MDI and MDIX

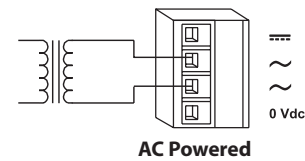
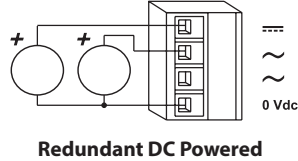
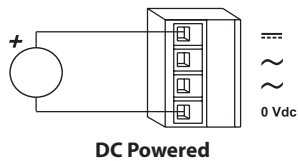


Mechanical Drawing

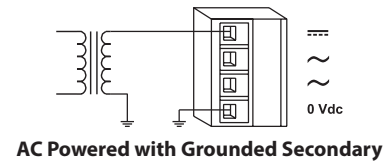
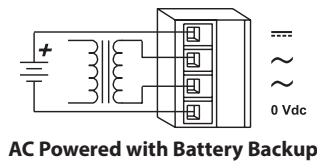


Power Considerations

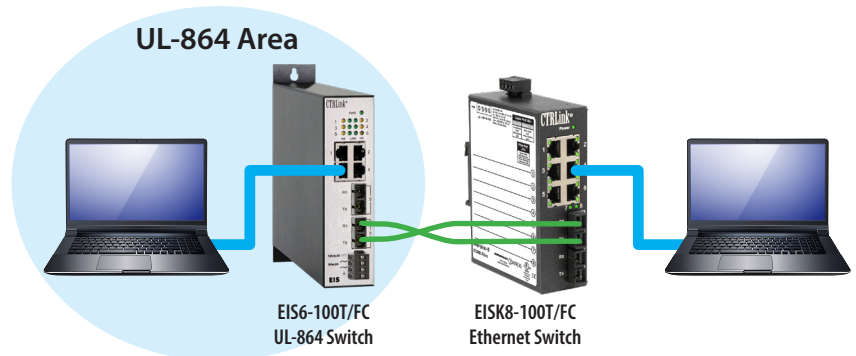
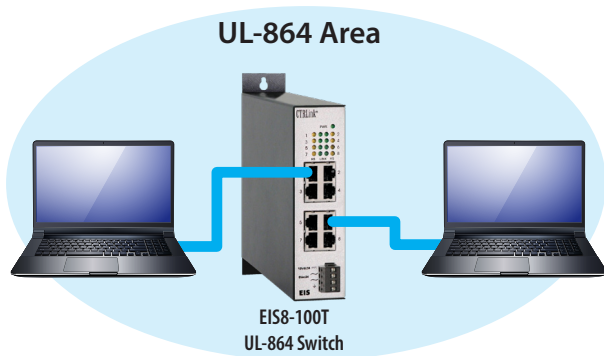
Applied voltage must be within the specified range and deliver a current commensurate with power consumption. The recommended size for solid power conductors is 16–20 AWG; and for stranded conductors use 16–18 AWG. Zero volts (COM) is isolated from chassis (earth). Input connections are reverse-polarity protected.



Connecting chassis to earth or using a backup source is always optional.



Typical Switch Installations



Ordering Information

Model	Description
EIS8-100T	Eight-port 10BASE-T/100BASE-TX UL-864 switch
EIS6-100T/FC	Four-port 100BASE-TX/two-port 100BASE-FX (multimode) UL-864 switch with SC connectors
EIS6-100T/FCS	Four-port 100BASE-TX/two-port 100BASE-FX (single-mode) UL-864 switch with SC connectors
EIS6-100T/FT	Four-port 100BASE-TX/two-port 100BASE-FX (multimode) UL-864 switch with ST connectors

United States

Contemporary Control Systems, Inc.

Tel: +1 630 963 7070
Fax: +1 630 963 0109

info@ccontrols.com

China

Contemporary Controls (Suzhou) Co. Ltd

Tel: +86 512 68095866
Fax: +86 512 68093760

info@ccontrols.com.cn

United Kingdom

Contemporary Controls Ltd

Tel: +44 (0)24 7641 3786
Fax: +44 (0)24 7641 3923

ccl.info@ccontrols.com

Germany

Contemporary Controls GmbH

Tel: +49 341 520359 0
Fax: +49 341 520359 16

ccg.info@ccontrols.com

www.ccontrols.com