

data SHEET



EISK8-100T Skorpion Switch

Cost Effective, 100 Mbps-speed — Compact Size

The EISK8-100T Skorpion Switch is an eight-port unmanaged Ethernet switch that provides 100 Mbps performance on all ports to accommodate a range of control devices and workstations commonly found in an automation project. For 10 Mbps legacy devices, the switch will automatically reduce its port-speed accordingly. This low-cost compact unit utilizes a rugged metal enclosure and is intended for installation in control panels using DIN-rail mounting.

This is a plug-and-play Ethernet switch that requires no configuration. All ports automatically configure

their data rate and duplex using the Auto-negotiation protocol. Depending on the capability of the link partner, communication is set at 10 or 100 Mbps and at either half- or full-duplex. Each port accommodates either a straight-through or crossover cable using the Auto-MDIX protocol.

The unit is powered from a choice of low-voltages (AC or DC). Redundant power connections are provided for back-up power schemes. LEDs assist in troubleshooting.

- Plug-and-Play operation
- 10BASE-T/100BASE-TX
- Shielded RJ-45 connectors
- Auto-negotiation of speed and duplex
- Auto-MDIX supports cable inversion



- DIN-rail mounting
- Rugged metal enclosure
- Diagnostic LEDs
- Enhanced EMC compliance
- UL 508 listed, c-UL listed, CE mark
- 24 VAC/VDC powered

CTRLink®

Overview

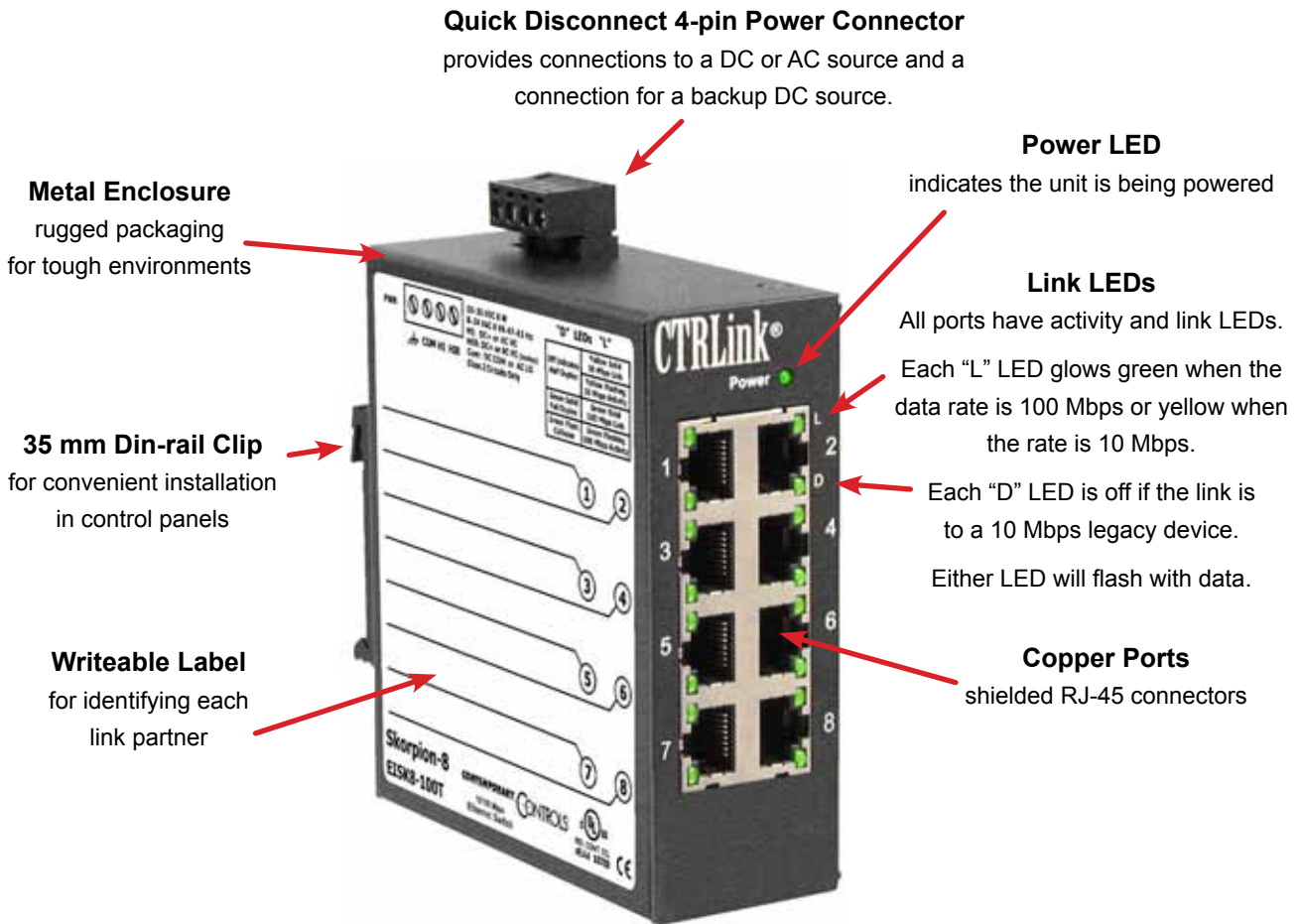
The Skorpion Switch is intended for control panel installations where DIN-rail space is at a premium by requiring a width of only 41 mm of rail space. A metal DIN-rail clip attached to the aluminium enclosure can survive the toughest installation. A writable side label allows the installer an opportunity to document field cabling locations right on the unit.

The switch can be powered from either a 10–36 VDC or 24 VAC ($\pm 10\%$) source. Its half-wave rectified low-voltage power supply allows the sharing of power with other 24 VAC/VDC control devices from a common power supply. With redundant power

connections, a backup power scheme can be supported. A removable power connector facilitates the servicing of the unit.

LEDs built into the connector indicate data rate and activity on each of the eight ports — greatly assisting in troubleshooting connection issues.

The switch is UL 508 Listed and c-UL Listed for Industrial Control Equipment. It complies with CFR 47 Part 15 Class A, and carries the CE Mark. It is RoHS compliant.



Specifications

Power Requirements	10–36 VDC 5 W or 24 VAC ±10% 7 VA 47–63 Hz						
Operating Temperature	0°C to 60°C						
Storage Temperature	–40°C to 85°C						
Relative Humidity	10–95%, non-condensing						
Protection	IP30						
Mounting	TS-35 DIN-rail						
Shipping Weight	1 lb (0.45 kg)						
Ethernet Communications	IEEE 802.3 10/100 Mbps data rate using RJ-45 connectors, 100 m (max)						
LEDs	<table border="0"> <tr> <td>Power</td> <td>Green = power OK</td> </tr> <tr> <td>“L” LEDs</td> <td>Green = 100 Mbps communication established Yellow = 10 Mbps communication established Flashing = data transmissions occurring</td> </tr> <tr> <td>“D” LEDs</td> <td>Green = Full-duplex communication established Off = Half-duplex communication established</td> </tr> </table>	Power	Green = power OK	“L” LEDs	Green = 100 Mbps communication established Yellow = 10 Mbps communication established Flashing = data transmissions occurring	“D” LEDs	Green = Full-duplex communication established Off = Half-duplex communication established
Power	Green = power OK						
“L” LEDs	Green = 100 Mbps communication established Yellow = 10 Mbps communication established Flashing = data transmissions occurring						
“D” LEDs	Green = Full-duplex communication established Off = Half-duplex communication established						

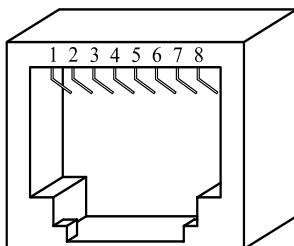
Regulatory Compliance

CE Mark; CFR 47, Part 15 Class A; RoHS;
UL 508 Industrial Control Equipment

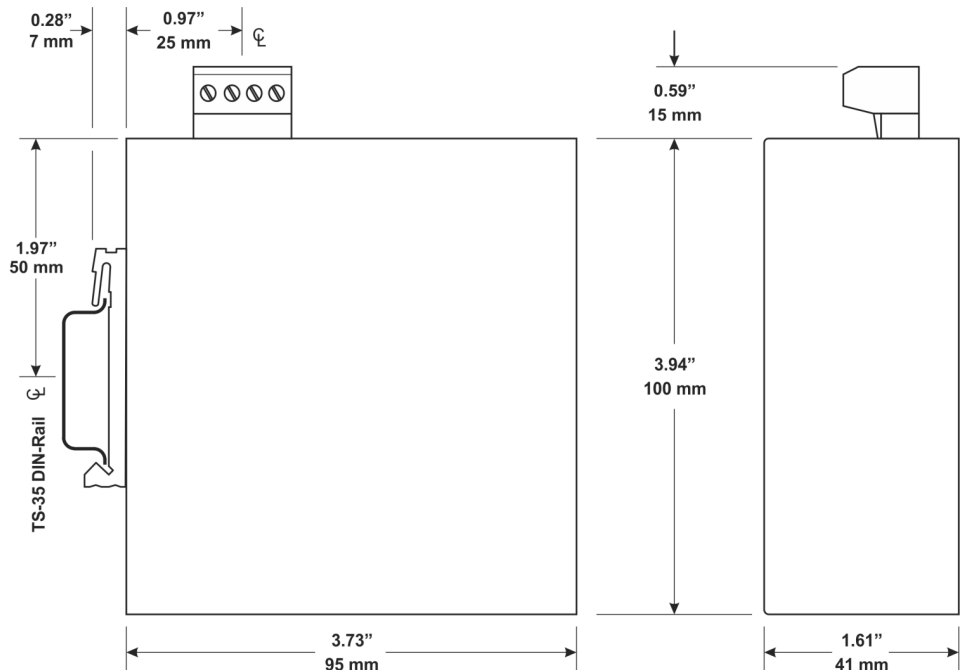


RJ-45 Connector Pin Assignments

Pin	Function
1	TD+
2	TD-
3	RD+
4	Not Used
5	Not Used
6	RD-
7	Not Used
8	Not Used



Mechanical Drawing

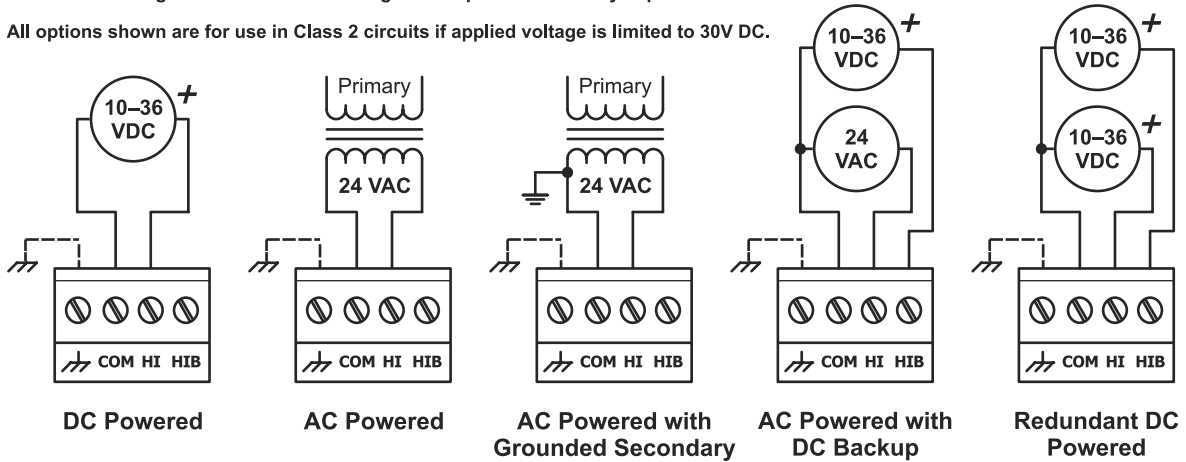


Power Considerations

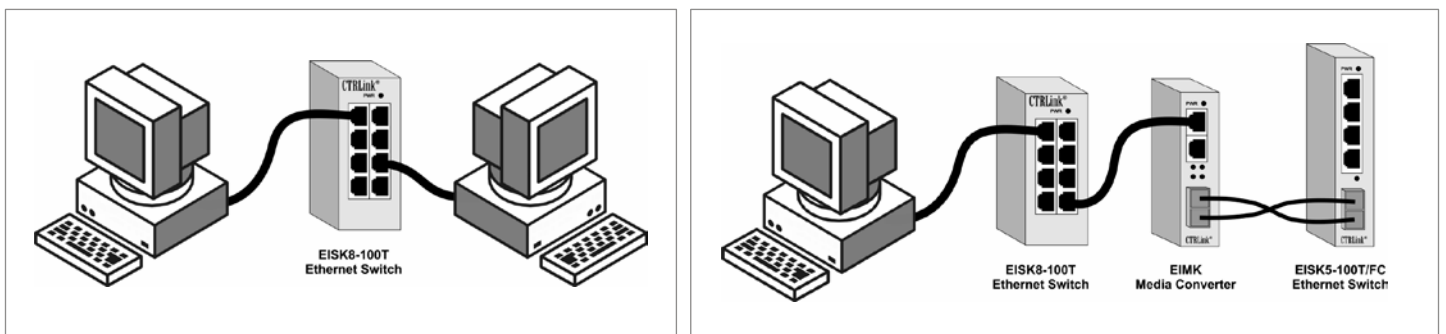
Applied voltage must be in the specified range and deliver a current commensurate with power consumption. The recommended size for solid power conductors is 16–20 AWG; and for stranded conductors use 16–18 AWG. Zero volts (COM) is isolated from chassis (earth). Input connections are reverse-polarity protected.

Input power: 10–36 VDC or 24 VAC ± 10%, 47–60 Hz.
Connecting chassis to earth or using a backup source is always optional.

All options shown are for use in Class 2 circuits if applied voltage is limited to 30V DC.



Typical Switch Installations



Ordering Information

Model	Description
EISK8-100T	Skorpion 8-Port 10/100Mbps Switch

United States

Contemporary Control Systems, Inc.
2431 Curtiss Street
Downers Grove, IL 60515
USA

Tel: +1 630 963 7070
Fax: +1 630 963 0109

info@ccontrols.com
www.ccontrols.com

China

Contemporary Controls (Suzhou) Co. Ltd
11 Huoju Road
Science & Technology Industrial Park
New District, Suzhou
PR China 215009

Tel: +86 512 68095866
Fax: +86 512 68093760

info@ccontrols.com.cn
www.ccontrols.asia

United Kingdom

Contemporary Controls Ltd
14 Bow Court
Fletchworth Gate
Coventry CV5 6SP
United Kingdom

Tel: +44 (0)24 7641 3786
Fax: +44 (0)24 7641 3923

ccl.info@ccontrols.com
www.ccontrols.eu

Germany

Contemporary Controls GmbH
Fuggerstraße 1 B
04158 Leipzig
Germany

Tel: +49 341 520359 0
Fax: +49 341 520359 16

ccg.info@ccontrols.com
www.ccontrols.eu